



NEW PRODUCTS

MCF Cylinder Head


- Head has built-in restrictor that takes the place of a thermostat
- The restrictor makes the head directional

• Extra cooling capacity

• Combustion chamber developed on flow bench

• Sparkplug changed from lawnmower style to longer reach, Autolite 55 heat range style



• Sparkplug location developed for maximum burn



Two Duce Hi-Rise Intake

- These parts were developed on a flow bench
- Air distribution within 3% from cylinder to cylinder

• Grooves under carburetor base machined in to help break-up and atomize fuel



• These bosses can be drilled and tapped for PCV systems



5 Speed Adapter

- Suggested Transmission: We recommend a World Class Mustang with an S-10 tail housing
- Takes all the torque you can give it

www.shadowrods.com

Shadow Rods • 989.754.1927 • Fax: 989.754.1928 • Email: info@shadowrods.com